

UV Display Adhesives Provide Fast, Clear, Bubble-Free Optical Bonding

Enhance LCD and Plasma Screens, Monitors, Outdoor Kiosks, and Navigation Systems

DYMAX display adhesives are specifically formulated for applications where crystal-clear, invisible bonds are required. DYMAX solvent-free laminating adhesives bond glass to glass, glass to plastic, and plastic to plastic upon exposure to ultraviolet light, in seconds. They resist yellowing, allowing for increased light transmission and accurate color, and enhance the brightness and clarity of liquid crystal displays (LCD), monitors, plasma screens and kiosk panels. Reduced air entrapment creates strong, ripple-free bonds that help increase panel strength.

“On demand cure” means substrates can be repositioned precisely until parts are ready to be cured. Using a thin layer of DYMAX adhesive controls cost and can reduce the weight of the final product. The adhesive also acts as a barrier against stress, significantly improving product reliability and warranty costs. DYMAX display adhesives come in a variety of viscosities for ease of use and controlled dispensing and are available in a wide range of packaging sizes.

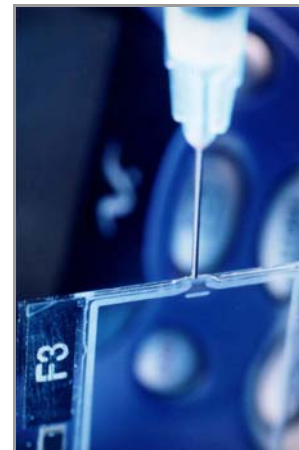


Laminating glass to glass with DYMAX 9641

- One component, no mixing required
- Flexible
- Low stress
- Low modulus
- Resistant to yellowing
- Fast cure
- High strength
- Bonds various substrates
- High optical clarity
- Enhanced thermal cycling

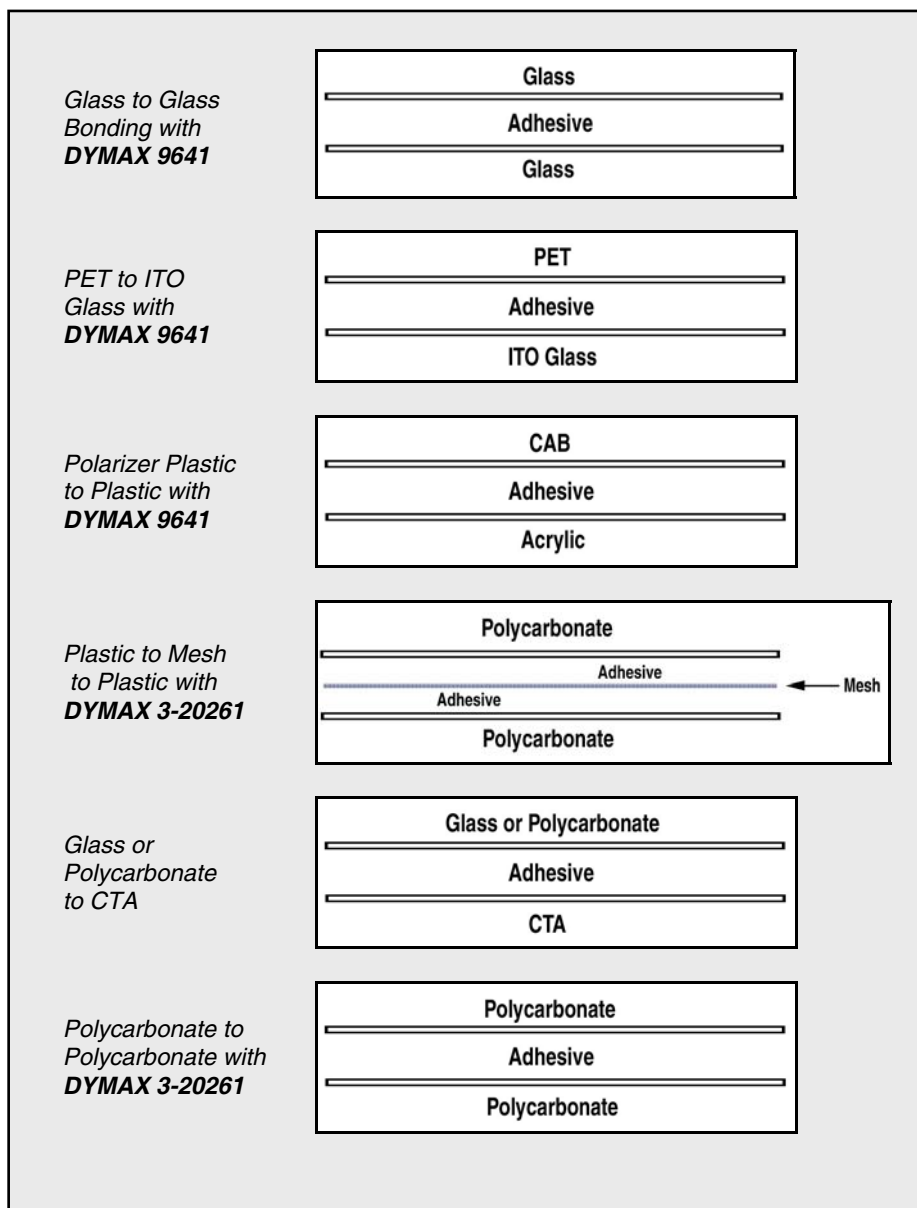


LCD laminating plastics with DYMAX 3-20261



LCD being plugged with DYMAX 9-20737

Product Number	Description	Viscosity (mPas)	Refractive Index	Substrates Bonded	Applications
9-20737	Sealing gaps between bezel and screen surface; highly thixotropic for minimal flow	11,000	*	CAB to acrylic	Screen and polarizer laminations
3-20261	Excellent moisture and thermal shock resistance; cures through UV-blocked or tinted plastics	1,400	1.51	Polycarbonate to polycarbonate	LCD and screen laminations
9641	Resistant to yellowing from UV and heat; linear shrinkage 0.6%; low viscosity; hardness 00-56; bonds to various substrates	2,000	1.48	Glass to glass; PET to ITO glass	LCDs and screen laminations
9641-LV	Low-viscosity version of 9641 for enhanced flow across active area	1,100	1.48	Glass to glass; PET to ITO glass	LCDs and screen laminations




LCD Monitors



Portable Music Players




Informational Kiosks




Navigational Systems

Common Applications of DYMAX LCD Laminating and Bonding Adhesives



Interactive Touch Kiosks

Adhesive bonds remain pliable without affecting performance.



Outdoor Kiosks

Resists yellowing and harsh environments.



LCD Games

Economical-to-use adhesive solutions keep product costs down.



Bus and Train Station Information Monitors

Various unlike substrates can be laminated with a single adhesive. Not affected by temperature variations.




DYMAX adhesives can be used in lamination applications to prevent screen glare.

DYMAX UV Light Curing Systems for Display Bonding

DYMAX LCD adhesive products cure upon exposure to ultraviolet light. A range of curing options is available from DYMAX from conveyerized systems to complete flood lamp or modules to curing accessories such as radiometers.



DYMAX UVC conveyor systems come in a range of curing widths to accommodate LCD screens in various sizes. Customized conveyors are also available. Contact DYMAX for more information and free consultation.



DYMAX flood lamp systems are available for incorporating into existing assembly lines or for mounting over DYMAX UVC conveyor systems. Contact DYMAX for more information and free consultation.

For further assistance with adhesive and equipment selection, contact your DYMAX Technical Service Representative.



In Europe Call: 0049.69.7165.3568
In the U.S. Call: 1.877.396.2988
In North and South America Call: 860.482.1010
In Asia Call: 852.2460.7038

www.dymax.de
www.dymax.com
www.dymax.com.cn

DYMAX Europe GmbH - Trakehner Strasse 3 - D-60487 Frankfurt am Main - Germany - Phone: 0049-69-7165-3568 - Fax: 0049-69-7165-3830 - E-mail: dymaxinfo@dymax.de www.dymax.de

DYMAX Corporation - 318 Industrial Lane - Torrington, CT 06790 - Phone: 860-482-1010 - Fax: 860-496-0608 - E-mail: info@dymax.com - www.dymax.com

DYMAX UV Adhesives & Equipment (Shenzhen) Ltd - Unit 807, Talfook Building, No. 9 Shi Hua Road, Futian Free Trade Zone, Shenzhen, China 518038 - Phone: 86.755.83485759 - Fax: 86.755.83485760 - E-mail: dymaxasia@dymax.com - www.dymax.com.cn

DYMAX Asia (HK) - Unit 1006, 10/F., Camarvon Plaza, No. 20, Camarvon Road, T.S.T., Kowloon, Hong Kong - Phone: 852-2460-7038 - Fax: 852-2460-7017 - E-mail: dymaxasia@dymax.com - www.dymax.com.cn

DYMAX®, Light-Weld®, Light-Welder®, Multi-Cure®, Ultra Light-Weld®, *MEDI-CURE*®, MD®, and *SPEEDMASK*® are trademarks of DYMAX Corporation

© 2006, 2008 DYMAX Corporation, all rights reserved. All trademarks in this guide, except where noted, are the property of, or used under license by DYMAX Corporation, U.S.A. The data contained in this bulletin is of a general nature and is based on laboratory test conditions. DYMAX does not warrant the data contained in this bulletin. Any warranty applicable to the product, its application and use is strictly limited to that contained in DYMAX's standard Conditions of Sale. DYMAX does not assume responsibility for test or performance results obtained by users. It is the user's responsibility to determine the suitability for the product application and purposes and the suitability for use in the user's intended manufacturing apparatus and methods. The user should adopt such precautions and use guidelines as may be reasonably advisable or necessary for the protection of property and persons. Nothing in this bulletin shall act as a representation that the product use or application will not infringe a patent owned by someone other than DYMAX or act as a grant of license under any DYMAX Corporation Patent. DYMAX recommends that each user adequately test its proposed use and application before actual repetitive use, using the data contained in this bulletin as a general guide. LIT041EU 10/21/2008