

Land Repair Kit, PCB Pad Repair Kit



Description

This PCB **Land Repair kit** includes the tools and materials needed to reliably repair or replace damaged lands, surface mount and BGA pads.

The unique Circuit Frames have a dry film adhesive backing. You simply select the appropriate size pad or land, trim it from the Circuit Frame and bond it to the circuit board surface using a bonding iron included in the kit.

This kit is specifically designed to make the land repair process as simple and reliable as possible. All the tools and materials are packaged in a rugged ESD safe carrying case.

Features & Benefits

- Includes dry film, epoxy-backed replacement circuits that do not use messy liquid epoxy.

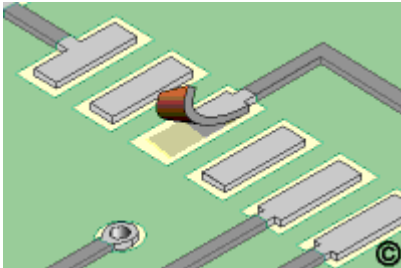
Land Repair Kit, PCB Pad Repair Kit



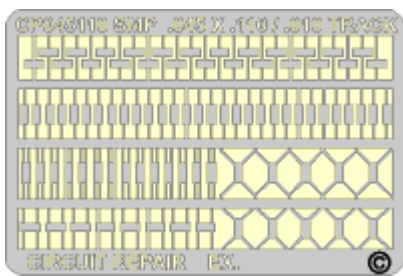
- Includes epoxy for solder mask or base board repair.
- All the tools and materials are neatly arranged in a conductive, ESD safe carrying case.
- Tools and materials conform to IPC guidelines.
- Every item is prime quality, time-tested, to meet high standards.

How to repair a surface mount pad:

Land Repair Kit, PCB Pad Repair Kit



1. Evaluate damage and measure pad




2. Select the replacement pad

Land Repair Kit, PCB Pad Repair Kit

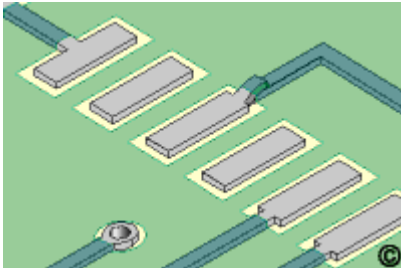


3. Cut replacement from
Circuit Frame



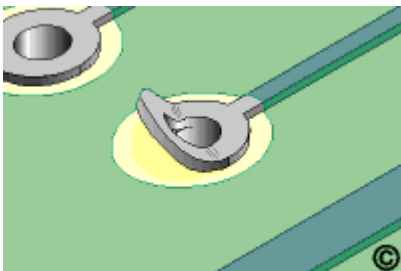
4. Position pad, use tape to
bond in place

Land Repair Kit, PCB Pad Repair Kit



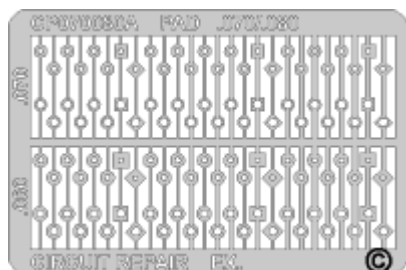
5. Complete connection to existing conductor

How to repair a land:




1. Evaluate damage and measure land

Land Repair Kit, PCB Pad Repair Kit

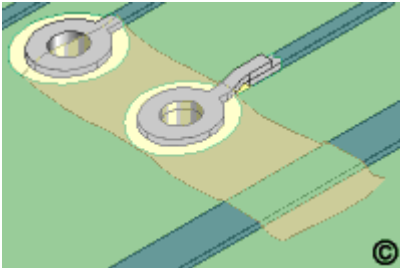


2. Select the replacement land

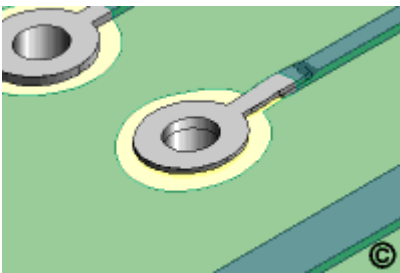


3. Cut out replacement land from Circuit Frame

Land Repair Kit, PCB Pad Repair Kit




4. Position new land using tape then bond in place



5. Complete connection to the conductor

Other Information

Land Repair Kit, PCB Pad Repair Kit



[Download the Circuit Medic Multiple Product Instruction Manual](#)

A comprehensive instruction manual for all aspects of printed circuit board repair

Land Repair Kit, PCB Pad Repair Kit



Our [Technology Guides](#) page has links to our comprehensive [Rework & Repair Guide](#).

Ordering Information

Part number	Description
CRC201-1402	Land/Pad Repair Kit, 230 VAC

Land Repair Kit, PCB Pad Repair Kit



Part number		Description
Includes:		
Part Number	Quantity	Description
CRC115-3136	1	Abrader
CRC235-1000-5	5	Alcohol Swab
CRC115-3102	1	Bonding iron 230 VAC
CRC115-2104	1	Bonding tip – tapered
CRC115-2204	1	Bonding tip .080" diameter
CRC115-2206	1	Bonding tip .120" diameter
CRC115-2316	1	Bonding tip .080" x .120" diameter
CRCCFV002AS	1	Circuit frame, variety – bright tin
CRC235-2106-5	1	Cleaning Brushes
CRC115-3302	4	Epoxy
CRC235-2102-5	5	Foam swab

Land Repair Kit, PCB Pad Repair Kit



Part number	Description	
CRC235-3025	126	High temp tape discs .25" diameter
CRC235-3050	60	High temp tape discs .50" diameter
CRC355-0614	1	Knife
CRC115-3115	1	Measuring Microscope Pen
CRC335-3102-5	5	Micro probes
CRC115-3314-5	5	Mixing pick
CRC115-3312	5	Plastic cup
CRC335-3195	1	Probe
CRC335-5188	1	Tweezer, crossover
CRC335-5185	1	Tweezer, Point Tip

Let's start by talking about your application



01865

842842



orders@intertronics.co.uk

- Name*
- Company*
- Phone*
- Email*
- Post code*

If you're in the UK, knowing your postcode would help us get in touch even more quickly. If you're outside the UK, please indicate your country.

Land Repair Kit, PCB Pad Repair Kit



■ Tell us about your application

Any information that you submit using this form will be processed according to our [privacy policy](#).

■ Phone

This field is for validation purposes and should be left unchanged.

Submit

Supplied by:



INTERTRONICS
12a Station Field Industrial Estate, Banbury Road, Kidlington
Oxfordshire England OX5 1JD
t 01865 842842 e info@intertronics.co.uk

Last updated: November 2022 Version: 3.3
Statements, technical information and recommendations contained herein are based on tests we believe to be reliable but they are not to be construed in any manner as warranties expressed or implied. The user shall determine the suitability of the product for his intended use and the user assumes all risk and liability whatsoever in connection therewith.