






Electronics Assembly

UV Light-Curable Adhesives, Coatings,
and Encapsulants for Electronic Assembly

CONFORMAL COATINGS

Reliable Board Protection in Seconds

Product Number*	Description	Viscosity (mPas)	Durometer Hardness	Modulus of Elasticity MPa [psi]	Dielectric Strength kV/mm [Volts/mil]	Approvals	Halogen-Free?
9481	<ul style="list-style-type: none"> Room-temperature secondary moisture cure for shadowed areas Highest chemical and abrasion resistance Low viscosity for thin coatings 	125	D75	500 [73,000]	37.4 [1,900 @ 2 mil]	MIL-I-46058 listed IPC-CC-830 approved UL recognized	
984-LVUF	<ul style="list-style-type: none"> Isocyanate free Rigid for high chemical and abrasion resistance Secondary heat cure for shadowed areas 	150	D80	410 [60,000]	35.4 [1,800 @ 2 mil]	MIL-I-46058 listed IPC-CC-830 approved UL recognized	
987	<ul style="list-style-type: none"> Isocyanate free High chemical and abrasion resistance Secondary heat cure for shadowed areas 	150	D85	900 [130,000]	>59.1 [>1,500]	MIL-I-46058 listed IPC-CC-830 approved	Pending
9-20351-UR	<ul style="list-style-type: none"> Isocyanate free Easy one-pass coverage of high-profile leads and tall components without seeping into shadow areas Secondary heat cure for shadowed areas 	14,000	D45	24 [3,500]	-	-	
9-20557	<ul style="list-style-type: none"> Isocyanate free Medium viscosity for wetting components Low modulus for thermal cycling performance Secondary heat cure for shadowed areas 	2,500	D60	240 [35,000]	23.6 [1,200 @ 2 mil]	MIL-I-46058C listed IPC-CC-830 approved UL recognized	
9-20557-LV	<ul style="list-style-type: none"> Isocyanate free Low viscosity for thin coatings Low modulus for enhanced thermal cycling performance Secondary heat cure for shadowed areas 	800	D70	240 [35,000]	>59.1 [>1,500]	MIL-I-46058C listed IPC-CC-830 approved	

*Other grades are available for specific applications requiring physical properties different from standard products listed here.

NOTE: Consult DYMAX Conformal Coating Validation Report for more detailed information on conformal coatings.



Black Coatings



Fluorescing Coatings



Clear Coatings

- Solvent free
- Tack-free UV cures in seconds
- Excellent environmental resistance
- Black grades available
- Adhesion to flex circuit substrates (FPC)
- Low stress under thermal cycling
- Rigid and flexible coatings available
- Electrically insulating

Environmental Benefits of DYMAX Light-Curable Materials

DYMAX understands that safe ecologically friendly products benefit our customers, the environment, and us. We have created materials with attributes that lower products costs, life-cycle costs, and ecological impact. These attributes include:

- Solvent-free materials
- Halogen-free materials
- RoHS compliance
- REACH - no substance of very high concern (SVHC)
- Eco-friendly, one-component materials



DYMAX Halogen-Free conformal coatings, encapsulants, and adhesives are documented by an independent laboratory to meet or exceed standards set forth in IEC 61249-2-21. This international directive defines halogen-free as <900 ppm for chlorine, <900 ppm for bromine and < 1500 ppm total level of both combined. The current test method used for certification is BS EN 14582:2007.



THERMAL INTERFACE ADHESIVES

Efficient Thermal Transfer Between Heat Sinks and Electronics

Product Number	Description	Applications	Thermal Conductivity	Nominal Viscosity (mPas)	Halogen-Free?
9-20801	<ul style="list-style-type: none"> Light cure in seconds Secondary activator or heat cure for shadowed areas* Highly thixotropic for optimal placement 	<ul style="list-style-type: none"> Mounting heat sinks on PCBs LED heat dissipation 	1.2 W/m*K	135,000	Pending

*DYMAX 501-E is the recommended activator for shadowed areas






Bonding Heat Sinks

- Sets in seconds with light exposure
- Cure shadow areas with activator or heat
- High-strength bonds
- Low stress for mismatched CTE's
- Room-temperature storage and cure


CHIP ENCAPSULANTS and WIRE BONDERS

For Superior Protection on Flexible and Rigid Platforms

Product Number	Description	Applications	Durometer Hardness	Viscosity (mPas)	Elongation at Break (%)	Modulus of Elasticity MPa [psi]	Halogen-Free?
9001-E-v3.1	<ul style="list-style-type: none"> UV/visible light cure for fastest processing Secondary heat cure for shadowed areas Multiple viscosities available for optimal flow and coverage Low modulus for wire bonding 	<ul style="list-style-type: none"> Chip-on-board Chip-on-flex Chip-on-glass Wire bonding Bare-die encapsulation 	D45	4,500	150	17 [2,500]	
9001-E-v3.5				17,000			
9001-E-v3.7				50,000			
9008	<ul style="list-style-type: none"> Flexible Highly moisture-resistant bonds to diverse surfaces such as polyimide, DAP, glass, epoxy board, metal, PET High adhesion, even at -40°C [-40°F] 	<ul style="list-style-type: none"> Chip-on-flex encapsulation Flex circuit bonding and attachment to PCB and glass 	A85	4,500	300	-	Pending



Black Encapsulants



Chip Encapsulants



Flex Circuit Encapsulants

- 100% solvent free
- Instant UV/visible cures
- High ionic purity
- Tenacious adhesion to flex circuit substrates (polyimide and PET)
- Low stress under thermal cycling
- Electrically insulating
- Room-temperature storage
- Thermal shock and moisture resistance

WIRE TACKING

Photocurable Technology Offers Lower Costs and Increased Productivity

Product Number	Description	Nominal Viscosity (mPas)	Durometer Hardness	Tensile @ Break MPa [psi]	Halogen-Free?
9-911 Rev A	<ul style="list-style-type: none"> On-demand cure for optimal positioning Exposed areas cure in seconds for immediate strength 	40,000	D75	21 [3,000]	Pending




Wire Tacking

- Instant UV cure
- One part
- Solvent free
- Unlimited pot life
- Fluorescing additive for in-line quality control
- Excellent adhesion to solder masks and wires
- Thermal shock and moisture resistance


RUGGEDIZATION

Photocurable Technology Offers Lower Costs and Increased Productivity

Product Number	Description and Applications	Nominal Viscosity (mPas)	Durometer Hardness	Tensile @ Break MPa [psi]	Cure Depth mm	Halogen Free?
9422-SC	<ul style="list-style-type: none"> Highly thixotropic for optimal placement and wetting of components See-Cure version for easy visual confirmation of full cure 	38,000	D50	16 [2,300]	6.5	



Ruggedizing





Leadless Component Ruggedization

- Fast dispense and cure
- Reduce stress on interconnects during push, pull, shock, drop, and vibration
- Pre- or post-reflow, room-temperature application
- Easy rework
- Simple visual inspection
- Engineered bead shape for wetting both board surface and component edge without seeping into shadowed area
- Improved bond strength for die and pry testing

ACRYLATED URETHANE POTTING and SEALING

For Shallow Potting in 10-30 Seconds or Less – Highest Adhesion to Substrates


Product Number	Description and Applications	Recommended Substrates	UV Cure* Speed (sec)/ Depth (mm)	Durometer Hardness	Viscosity (mPas)	Halogen-Free?
921-T	<ul style="list-style-type: none"> Connectors, thermal switches Tamperproofing Translucent bonds with high adhesion 	ABS, filled nylon, metal, glass	30/6.4	D-75	3,500	
921-VT					11,000	
921-Gel					25,000	
9001-E Series	<ul style="list-style-type: none"> Sensors Flexible Excellent adhesion to engineering plastics 	ABS, PC, PVC, FR-4, metals	15/6.4	D-45	400 4,500 17,000 50,000	

*UV cure speed depends on the intensity reaching the surface of the resin. Cure speed was measured at an intensity of 175 mW/cm².

CURE-POINT™ UV SILICONE POTTING and SEALING

For Deep or Shadowed Potting Applications

(Combines Thermal Performance of Silicone with Processing Benefits of UV)

Product Number	Description and Applications	Durometer Hardness	Cure Speed* (sec)	Viscosity (mPas)	Temperature Range (°C)	Halogen-Free?
9440-A/B	<ul style="list-style-type: none"> Potting electronic components Rapid cure Firm, dielectric gel 	00-40	30	1,000	-40 – 200	

*UV cure speed depends on the intensity reaching the surface of the resin. Cure speed was measured at an intensity of 175 mW/cm². Gel time will vary depending on exposure time.



Cable Potting




Deep Layer Potting



Chip Potting

- Full UV/visible cure in seconds
- Solvent free
- High adhesion to substrates
- Flexible and rigid products available



Sensor Potting

REMOVABLE MASKS

Product Number	Description and Applications	Cure Depth (mm)	Durometer Hardness	Cure Mechanism	Cure Speed* (sec)	Viscosity (mPas)
9-20479-B	<ul style="list-style-type: none"> Peelable Wave-solder resistant Blue Excellent viscosity for machine dispensing 	6.4	A65	UV/visible light	10	75,000 140,000
9-318-F	<ul style="list-style-type: none"> Peelable Fluoresces for easy inspection Very fast curing 	6.4	A75	UV/visible light	<4	50,000

*Cure speed depends on the intensity and distance from the light source. Cure speed was measured at an intensity of 175 mW/cm².



Fluorescing Mask



Removable Mask



Peelable Mask

- 100% solids
- UV/visible cure in seconds
- No ionic contamination
- Fluorescing and blue grades
- One part

LED AND LCD ENCAPSULATING

Bonding, Potting and Sealing in Seconds

Product Number	Description	Applications	Linear Shrinkage (%)	Nominal Viscosity (mPas)	Halogen -Free?
LIGHT CAP® 9622	<ul style="list-style-type: none"> UV/visible light cure in seconds No mixing required Heat resistant to 100°C Resistant to long-term UV exposure High light transmittance Durometer between silicone and epoxy 	<ul style="list-style-type: none"> Instant casting of LEDs Rapid forming of protective optical lens 	0.8	12,000	–

DISPLAY OPTICAL BONDING and LAMINATING

Product Number	Description	Applications	Linear Shrinkage (%)	Nominal Viscosity (mPas)	Halogen -Free?
9-20737	<ul style="list-style-type: none"> High viscosity for filling gap without flowing into shadowed areas Adhesion to various frame substrates 	Sealing frame to display surface	TBD	11,000	–
9641-LV	<ul style="list-style-type: none"> Optimized cure speed and modulus for low stress bond Enhanced resistance to yellowing from heat or UV exposure Optically clear 	Optical bonding of touch screens and protective cover windows	4%	1,200	–



LCD Laminating Plastics with 9641-LV




Touch Screen or Cover Window Optical Bonding

- One component, no mixing required
- Flexible
- Resistant to yellowing
- Fast cure
- Bonds various substrates
- High optical clarity

Flood Chambers and Conveyor Curing Systems for Electronic and Photonic Applications


Successful UV processing demands that the curing equipment be matched to the resin to optimize both performance and cost savings. DYMAX manufactures UV resins and UV curing equipment and specializes in the optimization of UV curing processes. Our technical specialists are ready to help you optimize your process, and maximize your profit and product performance. For resin and equipment selection assistance please, contact DYMAX Applications Engineering.



DYMAX 5000-PC Flood Lamp Systems

Most Popular and Versatile

Ideal for potting, sealing, and encapsulating applications



DYMAX 2000-PC Flood Lamp Systems

Largest Cure Area

Ideal for LED and masking applications



DYMAX Conveyor Systems UVC-5

Medium Intensity




DYMAX Conveyor System UVC-8

High Intensity for high throughput

UV Light Curing Spot Lamps for Electronic and Photonic Applications



DYMAX BlueWave® 200 UV Curing Spot Lamp
Ideal for fastest processing of small curing areas



DYMAX BlueWave® LED Prime UVA
Visible Spot Light Curing System
Ideal for cool spot curing coatings



Liquid lightguides come in an assortment of sizes and split wand configurations.



ACCU-CAL 50™ Radiometer
Ideal for process monitoring.



Reduced environmental impact and energy conservation are core pillars of the DYMAX mission. Over the last 30 years, DYMAX light-curable materials and curing equipment have become the industry standard for fast, environmentally conscious assembly. DYMAX products are readily replacing technologies that contain hazardous ingredients, produce waste, or require higher amounts of energy to process. DYMAX understands that safe ecologically friendly products benefit our customers, the environment, and us. We have created materials with attributes that lower product costs, life-cycle costs, and ecological impact.

DYMAX Eco underlines the DYMAX commitment to the environment. Information for Environmental Health and Safety officers, government officials, and engineers to assist in making informed decisions when comparing assembly processes is available by visiting www.dymax.com/eco.

For further assistance with adhesive and equipment selection, contact your DYMAX Applications Engineer.



In Europe Call: +49 (0) 69 / 7165-3568
In the U.S. Call: 877.396.2963
In North and South America Call: +1.860.482.1010
In Asia Call: +86.755.83485759

www.dymax.de
www.dymax.com
www.dymax.com.cn

DYMAX Europe GmbH - Trakehner Strasse 3 - D-60487 Frankfurt am Main - Germany - Phone: +49 (0) 69 / 7165-3568 - Fax: +49 (0) 69 / 7165-3830 - E-mail: dymaxinfo@dymax.de - www.dymax.de

DYMAX Corporation - 318 Industrial Lane - Torrington, CT 06790 - Phone: 860.482.1010 - Fax: 860.496.0608 - E-mail: info@dymax.com - www.dymax.com

DYMAX UV Adhesives & Equipment (Shenzhen) Ltd - Unit 807, Talfook Building, No. 9 Shi Hua Road, Futian Free Trade Zone, Shenzhen, China 518038 - Phone: +86.755.83485759 - Fax: +86.755.83485760 - E-mail: dymaxasia@dymax.com - www.dymax.com.cn

DYMAX Asia (HK) - Unit 1006, 10/F., Carnarvon Plaza, No. 20, Carnarvon Road, T.S.T., Kowloon, Hong Kong - Phone: +852.2460.7038 - Fax: +852.2460.7017 - E-mail: dymaxasia@dymax.com - www.dymax.com.cn

© 2003, 2007, 2008, 2009 DYMAX Corporation, All rights reserved. All trademarks in this guide, except where noted, are the property of, or used under license by DYMAX Corporation, U.S.A.

The data contained in this bulletin is of a general nature and is based on laboratory test conditions. DYMAX does not warrant the data contained in this bulletin. Any warranty applicable to the product, its application and use is strictly limited to that contained in DYMAX's standard Conditions of Sale. DYMAX does not assume responsibility for test or performance results obtained by users. It is the user's responsibility to determine the suitability for the product application and purposes and the suitability for use in the user's intended manufacturing apparatus and methods. The user should adopt such precautions and use guidelines as may be reasonably advisable or necessary for the protection of property and persons. Nothing in this bulletin shall act as a representation that the product use or application will not infringe a patent owned by someone other than DYMAX or act as a grant of license under any DYMAX Corporation Patent. DYMAX recommends that each user adequately test its proposed use and application before actual repetitive use, using the data contained in this bulletin as a general guide. LIT019EU Rev. 10/22/2009