



BlueWave[®] LED DX-1000 **Small-Area Flood and Spot LED UV Light-Curing System**

The DYMAX BlueWave[®] LED DX-1000 is a unique and flexible 385 nm LED curing system that can be configured to operate as either a small-area flood or spot-cure system. In flood mode, up to 1 W/cm² can be delivered over a 1" x 1" [2.5 cm x 2.5 cm] area. In spot mode, a single or multi-pole lightguide can be installed into an optional adapter to deliver up to 15 W/cm² in a high-intensity spot. The *BlueWave LED DX-1000* provides all the benefits of DYMAX's advanced LED-curing technology in a system that can adapt to meet your changing business needs.



Flood Configuration with Optional Adjustable Stand and Work Platform **PN 40560, 40725**



Spot-Lamp Configuration with Optional Base, Lightguide Adaptor, and Lightguide **PN 40560, 40755, 5720**



Base System for Custom Mounting and System Integration (Mount supplied by Customer) **PN 40560**

FEATURES	BENEFITS
Curing Area Up to 1.14" [2.9 cm] x 1.65" [4.2 cm] at 3" [7.6 cm] distance	<ul style="list-style-type: none"> ■ Flexible, configurable light delivery options ■ Small-area cure capability with LED in flood mode ■ Lightguide cure capability with LED in spot mode (using industry-standard liquid or fiber-optic lightguides and existing light delivery fixtures)
High-intensity LED with efficient cooling	<ul style="list-style-type: none"> ■ Consistent LED frequency and intensity output for better process control ■ Longer life than mercury-arc lamps and other LEDs ■ Lower consumables and on-hand "spare" inventory costs (light source & lightguides)
LED with 385 nm narrow-spectrum output	<ul style="list-style-type: none"> ■ Cooler cures for thermally sensitive substrates ■ Replaces hazardous mercury-arc lamp with environmentally-friendly LED
Lower energy consumption than conventional UV lamps (<100 watts)	<ul style="list-style-type: none"> ■ Reduce electrical consumption by up to 80%
Instant On/Off with 100% duty-cycle capability	<ul style="list-style-type: none"> ■ Highest throughput (exposure cycles "at the speed of light") ■ Greatly reduced downtime as compared to conventional lamp replacement
Shutter-free design	<ul style="list-style-type: none"> ■ Reliable operation with lower maintenance costs (no moving parts)
Adjustable intensity (0 - 100% in 1% steps)	<ul style="list-style-type: none"> ■ Superior accuracy (versus "closed loop feedback") for optimum process control
Co-optimized to cure a variety of DYMAX LED adhesive formulations	<ul style="list-style-type: none"> ■ Compatible with a variety of DYMAX light-curable formulations ■ Fewer adhesive products in inventory
Self-contained, lightweight irradiator head with cable interface	<ul style="list-style-type: none"> ■ Flexibility to mount the irradiator head on automated equipment and up to 10 ft [3 M] from controller

SPECIFICATIONS

Part Number	PN 40560 (Base System only)
Output (measured by ACCU-CAL™ 50-LED)	1.0 [W/cm ²] at 1.0" in direct emission (flood mode) 15.0 [W/cm ²] at 0.5" with 5 mm x 1 M liquid lightguide (spot mode)
Power Requirements	100-240V, 47-63 Hz (auto ranging); 100 Watts maximum
LED Timer	0.1 to 999.9 seconds
LED Activation	Foot switch, front panel, or PLC
Cooling	Forced air / fan (controller and irradiator head)
Hour Meter	Digital LCD; total unit life time (non-resettable) and total LED exposure time
Controller Dimensions	6.5" x 9.0" x 2.25" [16.5 cm x 22.9 cm x 5.7 cm] (W x D x H)
Controller Weight	2.4 lbs [1.1 kg]
Irradiator Head Dimensions	4.0" x 5.0" x 4.5" [10.2 cm x 12.7 cm x 11.4 cm] (W x D x H)
Irradiator Head Weight	2.9 lbs [1.3 kg]
Interface Cable Length	Choice of 18" [45 cm], 3 ft [0.91 M], 6 ft [1.82 M], or 10 ft [3.04 M] lengths
Unit Warranty	Operation warranted for 3 years from purchase
Recommended Accessories	PN 40519 ACCU-CAL™ 50-LED Radiometer



Adjustable Stand with Work Platform **PN 40725**



Benchtop Base and Lightguide Adapter Kit **PN 40755**

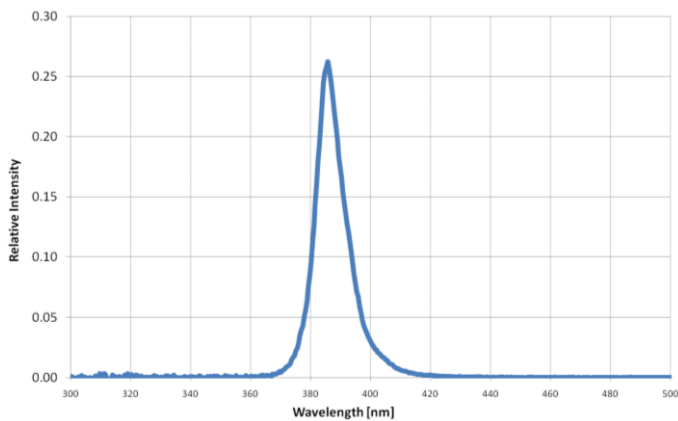


2 Lens Collimating Optic #1 **PN 40581**

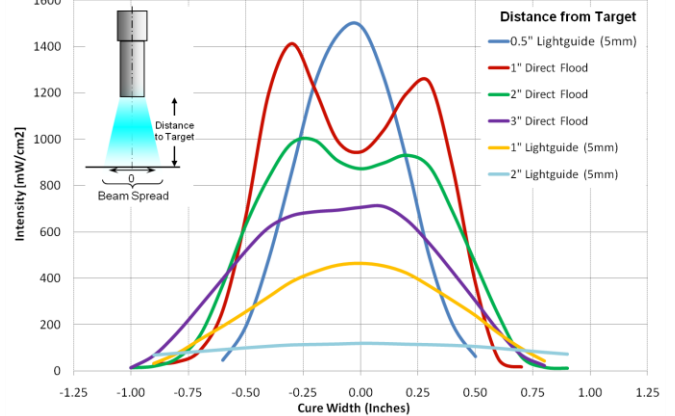


Lightguide Adapter **PN 40743**

BlueWave LED DX-1000 Spectral Output



BlueWave LED DX-1000 Intensity by Distance and Delivery Mode



© 2011 DYMAX Corporation. All rights reserved. All trademarks in this guide, except where noted, are the property of, or used under license by DYMAX Corporation, U.S.A.

The data contained in this bulletin is of a general nature and is based on laboratory test conditions. DYMAX Europe GmbH does not warrant the data contained in this bulletin. Any warranty applicable to products, its application and use is strictly limited to that contained in DYMAX Europe GmbH's General Terms and Conditions of Sale published on our homepage http://www.dymax.com/de/pdf/dymax_europe_general_terms_and_conditions_of_sale.pdf. DYMAX Europe GmbH does not assume any responsibility for test or performance results obtained by users. It is the user's responsibility to determine the suitability for the product application and purposes and the suitability for use in the user's intended manufacturing apparatus and methods. The user should adopt such precautions and use guidelines as may be reasonably advisable or necessary for the protection of property and persons. Nothing in this bulletin shall act as a representation that the product use or application will not infringe a patent owned by someone other than DYMAX Corporation or act as a grant of license under any DYMAX Corporation Patent. DYMAX Europe GmbH recommends that each user adequately test its proposed use and application of the products before actual repetitive use, using the data contained in this bulletin as a general guide.

LIT284EU 7/21/2011

DYMAX Corporation
860.482.1010
info@dymax.com
www.dymax.com

DYMAX Europe GmbH
+49 (0) 611.962.7900
info_de@dymax.com
www.dymax.de

DYMAX UV Adhesives & Equipment (Shenzhen) Co Ltd
+86.755.83485759
dymaxasia@dymax.com
www.dymax.com.cn

DYMAX Asia (Hong Kong) Ltd
+852.2460.7038
dymaxasia@dymax.com
www.dymax.com.cn

DYMAX Korea LLC
82.2.784.3434
info@dymax.kr
www.dymax.co.kr

