


2000-PC and 5000-PC UV Light Curing Flood Systems

DYMAX UV light curing flood lamps offer moderate to high intensity UV curing over a 127 x 127 mm or 200 x 200 mm area. Curing in 5-30 seconds is typical using DYMAX light curing adhesives. These lamps are available with or without shutters and shielding and are simple to operate. DYMAX UV flood lamps can be used as benchtop curing systems or easily integrated into automated assembly systems. These flood lamps offer the industry's most consistent intensity over the 1,000 hour bulb warranty.



DYMAX 5000-PC UV Curing Flood Lamp Shown with ZIP™ Shutter and Light Shield enclosure.

FEATURES	
Powerful UV curing lamps (up to 225 mW/cm ²) ¹	Two bulb options (shortwave or longwave)
Large curing area (127 x 127 mm or 200 x 200 mm)	Adjustable lamp height
Typical cure times of 5-30 seconds	Bulbs are warranted for 1,000 hours
Shutter that can be actuated by foot pedal or PLC	100% shielding with safety interlock available

¹ Measured with a DYMAX ACCU-CAL™ 50 Radiometer (320-395 nm) at a lamp height of 76 mm using a standard metal halide bulb.

2000-PC and 5000-PC UV Light Curing Flood Lamps

The 2000-PC and 5000-PC modular UV light curing flood lamps offer moderate to high intensity over a large area (up to 200 x 200 mm). By adding shielding and/or shutters, these UV curing flood lamps can be used as either turnkey benchtop systems or integrated into an automated assembly process. Either lamp may be fitted with bulbs that produce primarily shortwave UV, primarily longwave UV or primarily visible light.

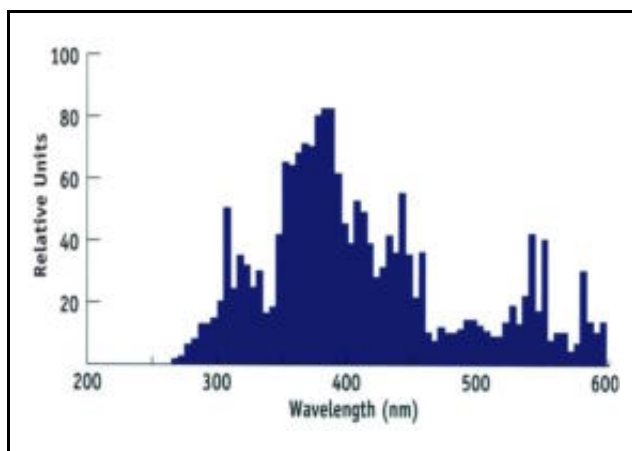


2000-PC modular power supply and housing, 200 x 200 mm curing area

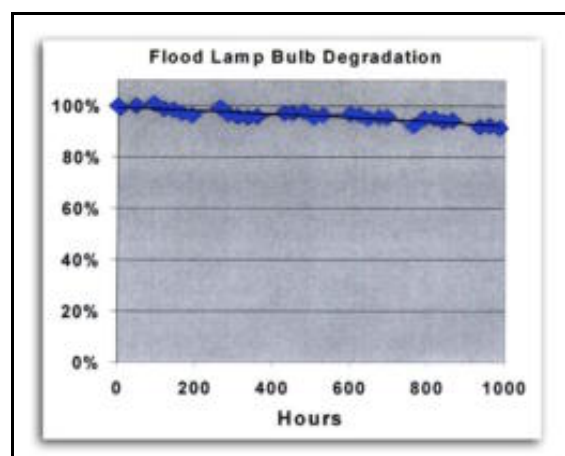


5000-PC modular power supply and housing, 127 x 127 mm curing area

SPECIFICATIONS	2000-PC Modular	5000-PC Modular
Part Number	38003	38005
Initial Intensity	75 mW/cm ²	225 mW/cm ²
Curing Area	200 x 200 mm	127 x 127 mm
Working Distance	50 – 150 mm	50 – 150 mm
Dimensions (L x W x H)	Power Supply: 203 mm x 318 mm x 165 mm Reflector Housing: 267 mm x 229 mm x 178 mm	Power Supply: 203 mm x 318 mm x 165 mm Reflector Housing: 165 mm x 152 mm x 152 mm
Bulb Warranty	1,000 hours	
Typical Degradation	< 20% over 1,000 hours	
Power Requirements	90-265V, 50-60 Hz	
Replacement Bulb Part Numbers	38560 Metal Halide (Standard, UVA, Longwave) 36970 Mercury (UVB, Shortwave) 36658 Visible	




2000-PC and 5000-PC UV light curing flood lamps spectral distribution using a standard metal halide bulb (PN 38560)




The intensity generated by DYMAX flood systems is very consistent. With continuous use, bulb degradation of less than 20% over the first 1,000 hours is typical. On/off cycles will accelerate bulb degradation.

Shutters

DYMAX UV curing flood lamps require a five (5) minute warm up and five (5) minutes to cool down. For that reason, it is not practical to control exposure by turning lamps on/off. Shutters, however, can be used to control exposure time. DYMAX offers the following shutters for use with the 2000-PC and 5000-PC UV curing flood systems.



Manual shutter shown open




ZIP™ shutter shown open

Manual Shutter		ZIP™ Shutter	
Part Number	35572	Part Number	37863 38071 - Replacement Curtain
Dimensions (L x W x H)	282 mm x 287 mm x 64 mm	Dimensions (L x W x H)	343 mm x 299 mm x 114 mm
Description	Low cost louvered shutter. Simple hand turn knob opens and closes shutter.	Description	Electronic, curtain-style shutter. Actuated via finger switch, foot pedal, or customer supplied switch (or PLC).

Shielding

DYMAX offers two shielding options for its UV curing flood systems, a mounting stand kit and a Light Shield.



Shown: 5000-PC mounting stand kit



Light Shield shown open with sliding tray out

Mounting Stand Kits		Light Shield	
Part Number	38289 - 5000-PC Mounting Stand Kit 38290 - 2000-PC Mounting Stand Kit	Part Number	38125
Dimensions (L x W)	5000-PC: 178 mm x 155 mm 2000-PC: 216 mm x 274 mm	Inside Dimensions (L x W x H)	379 mm x 269 mm x 203 mm
Description	A simple and cost effective 3-sided shield that is removed manually. Not compatible with DYMAX shutters.	Outside Dimensions (L x W x H)	429 mm x 320 mm x 274 mm
		Safety Interlock	PN - 38402 - Optional Kit (closes shutter if door is opened mid-cycle)
		Description	360° shielding. Swing up door and slide out shelf. Compatible with DYMAX shutters.

Part Numbers for Various Lamp/Shutter/Shielding Combinations		
Description	2000-PC	5000-PC
Modular (no shielding or shutter)	38003	38005
With Mounting Stand	38003 + 38290	38005 + 38289
With Light Shield	38003 + 38125	38005 + 38125
With Light Shield and Manual Shutter	38003 + 38125 + 35572	38005 + 38125 + 35572
With Light Shield and ZIP™ Shutter	38003 + 38125 + 37863	38005 + 38125 + 37863



The ACCU-CAL™ 50 radiometer is simple to operate and offers repeatable measurement of UV light. The DYMAX ACCU-CAL™ 50 can measure UV light emitted from lightguides (3 mm, 5 mm, and 8 mm), UV flood systems, and UV conveyors.

DYMAX Equipment Literature		
Type	Description	European Literature Numbers
General	<i>Guide to Selecting and Using DYMAX Light Curing Systems</i>	Lit010AEU
	<i>DYMAX UV Curing Systems Safety Considerations</i>	Lit133
UV Light Curing Spot Lamps	<i>BlueWave™ 200 UV Light Curing Spot Lamp</i>	Lit218EU
	<i>BlueWave™ 50 UV Light Curing Spot Lamp</i>	Lit226EU
UV Light Curing Flood Lamps	<i>2000-PC and 5000-PC UV Light Curing Flood Lamps</i>	Lit206EU
UV Light Curing Conveyor Systems	<i>UVC-5 and UVC-8 UV Light Curing Conveyor Systems</i>	Lit051EU
UV Radiometers	<i>ACCU-CAL™ 50 Radiometer</i>	Lit159EU



TM

better bonding from intertronics

Unit 17 Station Field Industrial Estate
KIDLINGTON
Oxfordshire, OX5 1JD, ENGLAND
Tel: 01865 842842 Fax: 01865 842172
www.intertronics.co.uk

For further assistance with adhesive and equipment selection, contact your DYMAX Technical Service Representative.

In Europe Call: +49 69 71 65-35 68
 In the U.S. Call: +1 87 73 96 29 88
 In North and South America Call: +1 86 04 82 10 10
 In Asia Call: +852 24 60 70 38

www.dymax.com

© 2007 DYMAX Corporation

Please note that most dispensing and curing system applications are unique. DYMAX does not warrant the fitness of the product for the intended application. Any warranty applicable to the product, its application and use is strictly limited to that contained in DYMAX's standard Conditions of Sale. DYMAX recommends that any intended application be evaluated and tested by the user to insure that desired performance criteria are satisfied. DYMAX is willing to assist users in their performance testing and evaluation by offering equipment trial rental and leasing programs to assist in such testing and evaluation. Data sheets are available for valve controllers or pressure pots upon request. LIT206EU 03/2007

DYMAX Europe GmbH - Trakehner Strasse 3 - D-60487 Frankfurt am Main - Germany - Phone: 0049.69.7165.3568 - Fax: 0049.69.7165.3830 - E-mail: dymaxinfo@dymax.de - www.dymax.de

DYMAX Corporation - 318 Industrial Lane - Torrington, CT 06790 - Phone: 860.482.1010 - Fax: 860.496.0608 - E-mail: info@dymax.com - www.dymax.com

DYMAX Asia (HK) - Unit 1006, 10/F., Carnarvon Plaza, No. 20, Carnarvon Road, T.S.T., Kowloon, Hong Kong - Phone: 852.2460.7038 - Fax: 852.2460.7017 - E-mail: simon_ang@dymax.com - www.dymax.com.cn

DYMAX®, Light-Weld®, Light-Welder®, Multi-Cure®, Ultra Light-Weld®, MEDI-CURE®, MD® and SPEEDMASK® are registered trademarks of DYMAX Corporation

